

Alfred State College

2024 – 2025 FAFSA® Form Preview Presentation

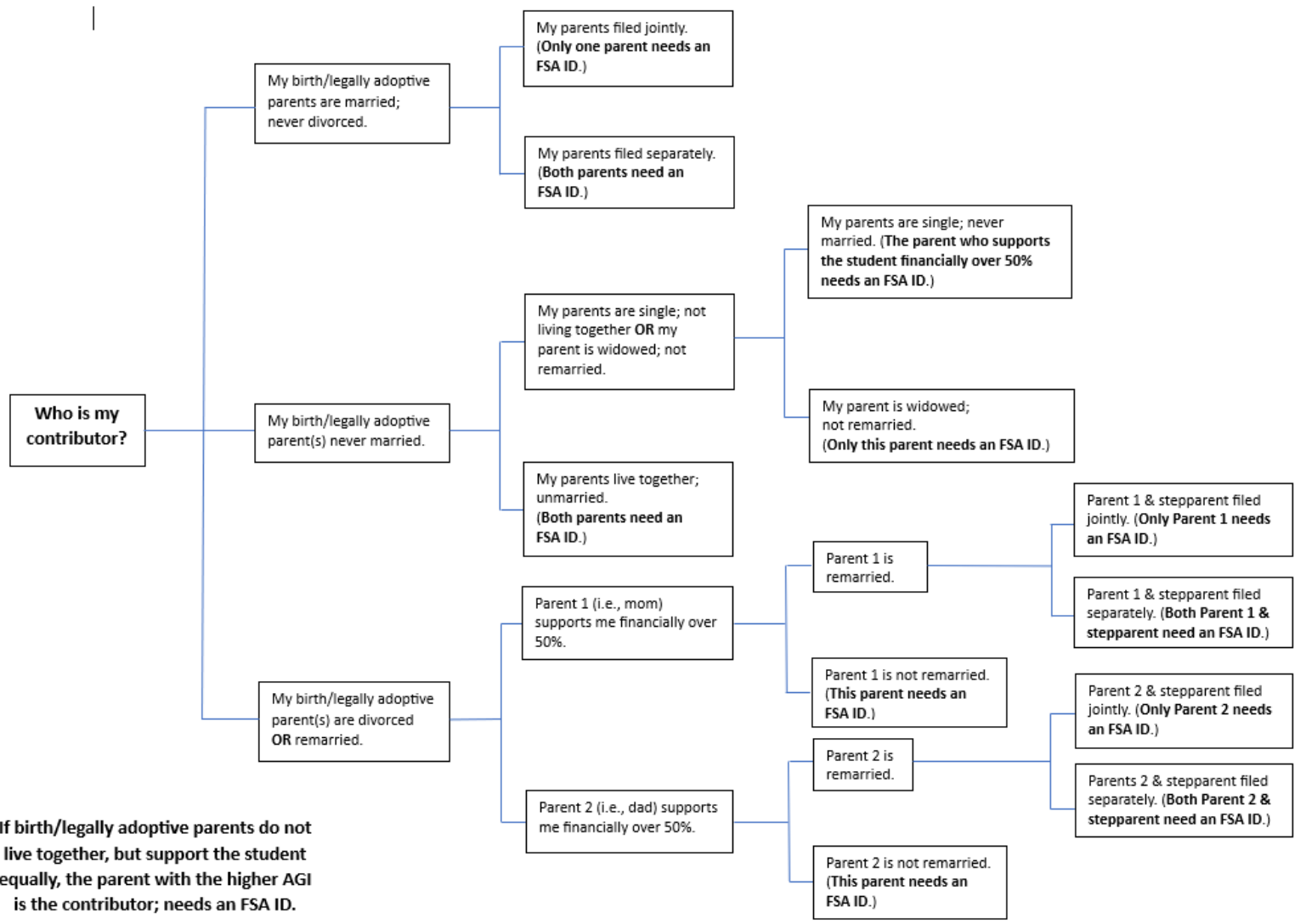
Introduction

- The screenshots are intended to show what the FAFSA form will look like for Dependent Students.
- Most applicants and/or parents will not need to answer all the questions when completing the form.
- Some screenshots are currently unavailable. They will be available in December 2023.
- The 2024–25 version of the FAFSA form will be available in December 2023.

Introduction Continued

Major changes to the 2024–25 FAFSA® form include the following:

- Users without a Social Security number can create an FSA ID and access the FAFSA form
- Introduction of Contributors to the FAFSA form
 - Contributors = Parent, Other Parent, Student Spouse, and Student
 - Dependent students must invite their parent(s) to contribute to their form if parent information is required.
 - Once all required data has been provided and all sections have been signed, any Contributor can submit the FAFSA form.
- The Expected Family Contribution (EFC) will be replaced with the Student Aid Index (SAI)
- Students and Contributors must provide consent to retrieve and disclose federal tax information from the IRS for the student to be eligible for federal student aid.



If birth/legally adoptive parents do not live together, but support the student equally, the parent with the higher AGI is the contributor; needs an FSA ID.

Dependent Student Invites Parent

Dependent Student FAFSA® Form Landing Page

This is the main FAFSA® form landing page. On this page, students are directed to "Start a New Form" or "Edit Existing Form." For this presentation, the student is beginning a new application.

The screenshot shows the Federal Student Aid (FAFSA) form landing page. At the top, there is a navigation bar with the Federal Student Aid logo, a search icon, and links for "Log In" and "Create Account". Below the navigation bar, there is a main heading "Get Money to Pay for School" with a sub-heading "Use the Free Application for Federal Student Aid (FAFSA®) form to apply for financial aid for college or graduate school." To the right of this text is a large graphic of the word "FAFSA" in blue, with a person sitting on the letter 'A' and another person sitting on the letter 'S'. Below the graphic, the word "form" is written in a smaller font. Underneath the main heading, there are two buttons: "Start a New Form" and "Edit Existing Form". Below these buttons, there is a link: "Need to access last year's form? Start or Edit a 2023-24 Form".

Below the main heading, there is a section titled "Check FAFSA® Deadlines for the State You Live In" with a sub-heading "Some states and colleges use FAFSA information to award their own grants, scholarships, and loans. Check your state's deadlines here!". To the right of this text are two dropdown menus: "School Year" and "State of Residence". Below these dropdown menus is a button labeled "Find Deadlines". To the right of the "Find Deadlines" button is a link: "View All FAFSA Deadlines".

At the bottom of the page, there are three columns of information:

- Who Should Complete This?** Any student, regardless of income, who wants to be considered for federal, state, and school financial aid programs, which includes scholarships, grants, loans, and Federal work-study.
- How Long Will it Take?** It takes most people less than an hour to complete, including gathering any documents or data needed.
- What Do I Need?**
 - Verified StudentAid.gov account
 - Social Security Number
 - Parent or spouse contributor email addresses
 - Income and asset information, if required

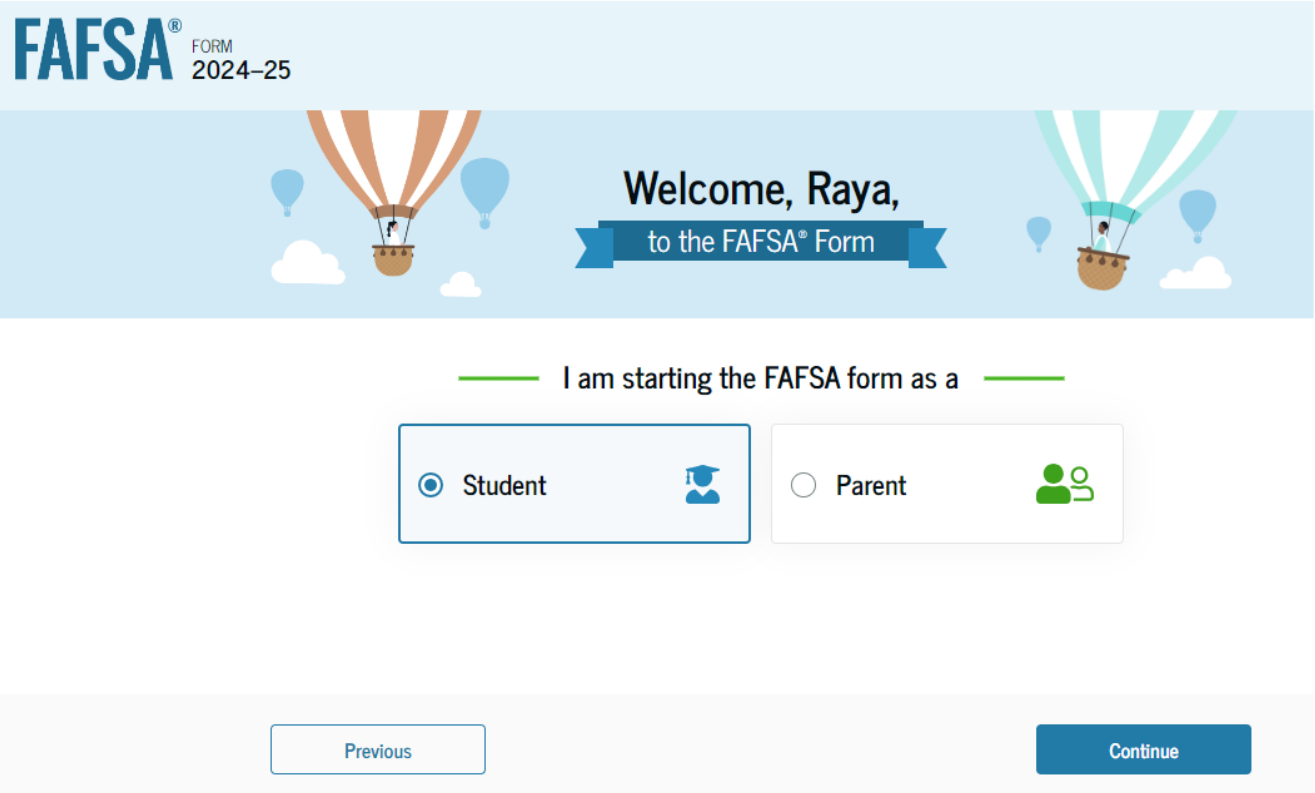
Dependent Student Log In

If the student selects "Start a New Form" from the FAFSA® landing page and they are not logged in to StudentAid.gov, they are taken to the "Log In" page to enter their log-in credentials. To access the FAFSA form, all students are required to have an FSA ID (account username and password). If the student doesn't have an FSA ID, they can select "Create an Account."

The screenshot shows the Federal Student Aid Log In page. At the top, there is a navigation bar with the following items: "An official website of the United States government.", "Help Center", "Submit a Complaint", "English | Español", "Federal Student Aid", "FAFSA® Form", "Loans and Grants", "Loan Repayment", "Loan Forgiveness", "Log In | Create Account", and a search icon. The main content area features a "Log In" section with a blue "Log In" button. Below the button are links for "Forgot My Username" and "Forgot My Password", and a "Create an Account" link. At the bottom of the page, there is a footer with "Help Center | Contact Us | Site Feedback", "About Us", "Announcements", "Data Center", "Resources", "Forms Library", and the Federal Student Aid logo. Social media icons for Twitter, Facebook, Instagram, LinkedIn, and YouTube are also present, along with the text "Notices | usa.gov | vote.gov | ed.gov | Site Feedback".

Dependent Student Roles

After logging in, the student can select the applicable role to fill out the FAFSA® form: “Student,” or “Parent.” The student selects “Student.”



The screenshot displays the FAFSA 2024-25 login interface. At the top left, the text reads "FAFSA® FORM 2024-25". The main header area features a light blue background with illustrations of hot air balloons and a central banner that says "Welcome, Raya, to the FAFSA® Form". Below this, a green line indicates the user's role: "I am starting the FAFSA form as a". Two selection options are presented in rounded rectangular boxes: "Student" with a blue graduation cap icon and a selected radio button, and "Parent" with a green family icon and an unselected radio button. At the bottom of the screen, there are two buttons: "Previous" on the left and "Continue" on the right.

Student Onboarding (1 of 4)

When the student starts the 2024–25 FAFSA® form for the first time, they are taken through the FAFSA onboarding process. The first onboarding page provides an overview of the FAFSA form and an accompanying video.

FAFSA® FORM 2024–25 Student Raya Tran

Understanding the FAFSA® Form

1 of 4

What is the FAFSA® form?

Use the *Free Application for Federal Student Aid* (FAFSA®) form to apply for grants, scholarships, work-study funds, and loans for college or graduate school.

FAFSA® Overview

FAFSA® Overview

Previous Continue

Dependent Student Onboarding (2 of 4)

The second FAFSA® onboarding page provides information about the different roles that may be required to participate in the student's FAFSA form and documents that may be needed to fill out the form.

FAFSA® FORM 2024-25 Student Raya Tran

Understanding the FAFSA® Form

2 of 4

Contributors to the FAFSA® Form



Parents or Spouses

Your answers on the FAFSA form will determine if any contributors need to be identified. These contributors will complete their own sections of the form and are asked to provide personal and financial information, but will not become financially responsible for your education.



How to Invite

Contributors will need to log in with their own FSA ID to provide their information. To invite a contributor to your FAFSA form, you'll need to provide their name, date of birth, Social Security number, and email address.

Information or Documents You May Need ^

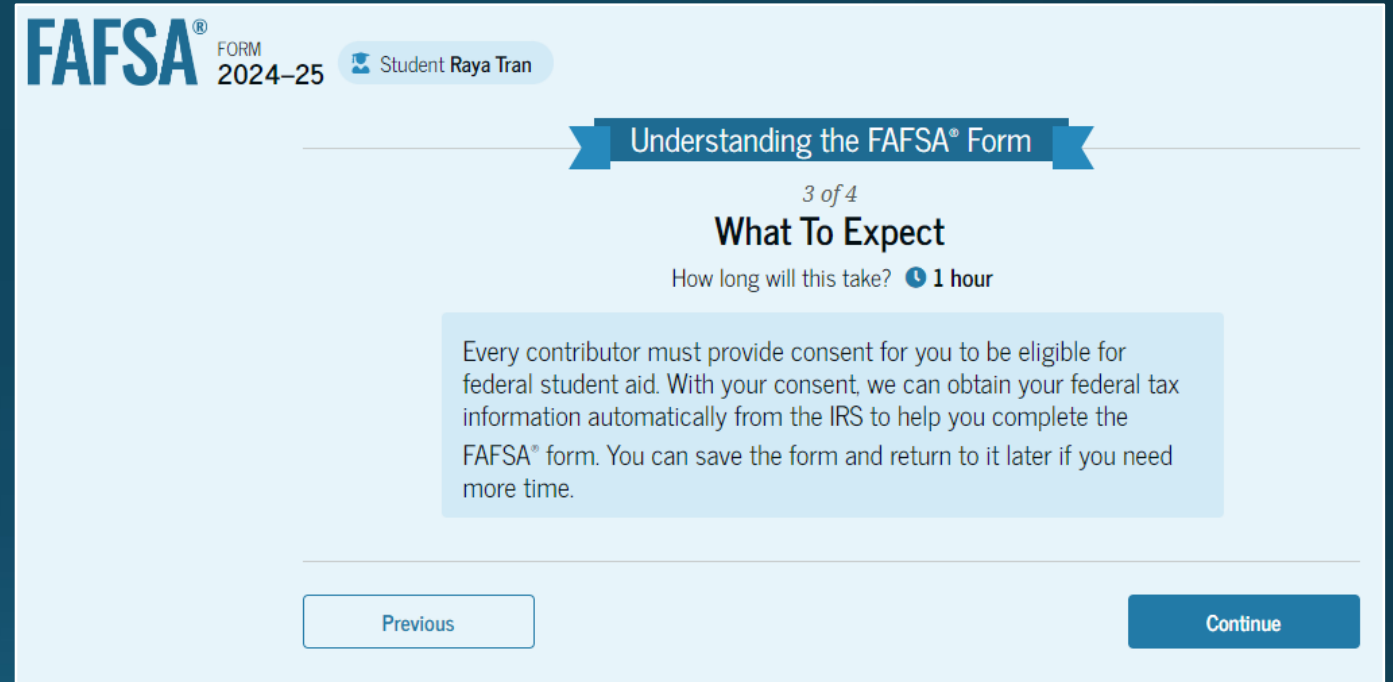
You might need the following information or documents as you fill out the FAFSA form:

- Tax returns
- Records of child support received
- Current balances of cash, savings, and checking accounts
- Net worth of investments, businesses, and farms

Previous Continue

Dependent Student Onboarding (3 of 4)

The third FAFSA® onboarding page provides information about the types of questions the student can expect to see and how they can get additional help with filling out the FAFSA form.



The screenshot shows the FAFSA 2024-25 onboarding interface for a student named Raya Tran. The page is titled "Understanding the FAFSA Form" and is the third of four steps. The current step is "What To Expect", which is estimated to take 1 hour. A light blue box contains the following text: "Every contributor must provide consent for you to be eligible for federal student aid. With your consent, we can obtain your federal tax information automatically from the IRS to help you complete the FAFSA form. You can save the form and return to it later if you need more time." At the bottom of the page, there are two buttons: "Previous" and "Continue".

Dependent Student Onboarding (4 of 4)

The last FAFSA® onboarding page provides information about what to expect once the FAFSA form is completed and submitted. On this page, the student can select "Start the FAFSA form" to begin.

The screenshot shows the FAFSA 2024-25 onboarding interface for a student named Raya Tran. The page is titled "Understanding the FAFSA Form" and is the 4th of 4 pages. The main heading is "After Submitting the FAFSA Form". Below this, a light blue box contains the text: "After submission, you'll need to check on the status of your FAFSA form and make corrections, if required." Three bullet points with green arrows provide further details: 1) "Your form will be processed in 1-3 days." 2) "You'll receive a FAFSA Submission Summary. It will include the Student Aid Index (SAI), a number used to determine federal student aid eligibility." 3) "Schools will use your SAI to create your financial aid offer that explains the types and amounts of aid they are offering you. Most schools will wait to send you an aid offer only after they accept you for admission." At the bottom, there are two buttons: "Previous" on the left and "Start FAFSA form" on the right.

FAFSA® FORM 2024-25 Student Raya Tran

Understanding the FAFSA® Form

4 of 4

After Submitting the FAFSA® Form

After submission, you'll need to check on the status of your FAFSA® form and make corrections, if required.

- Your form will be processed in 1-3 days.
- You'll receive a FAFSA Submission Summary. It will include the Student Aid Index (SAI), a number used to determine federal student aid eligibility.
- Schools will use your SAI to create your financial aid offer that explains the types and amounts of aid they are offering you. Most schools will wait to send you an aid offer only after they accept you for admission.

Previous Start FAFSA form

Dependent Student Identity Information

This is the first page within the student section. The student can verify that their personal information is correct. To update any of the personal information, the student must access their Account Settings on StudentAid.gov. For fields related to the student's mailing address, the student can edit them directly on this page.

The screenshot shows the FAFSA 2024-25 interface for Student Raya Tran. The page title is "Student Identity Information" and it includes a instruction to "Review the information below and verify that it's correct before moving forward." The form displays the following information:

| | |
|------------------------|---------------------|
| Name | Raya A. Tran |
| Date of Birth | 05/05/1995 |
| Social Security Number | ••••-1234 |
| Email Address | rayaatran@gmail.com |
| Mobile Phone Number | (555) 555-5555 |

At the bottom, there is a note: "To update this information for all federal student aid communications, go to Account Settings." The top navigation bar includes the FAFSA logo, the form year "2024-25", the student name "Student Raya Tran", and buttons for "Save" and "FAFSA Menu".

Dependent Student Identity Information (Continued)

Permanent Mailing Address
Include apartment number.

12345 Sesame Street

City

New York

State

New York (NY) ▾

Zip Code

67891

Country

United States of America (US) ▾

[Previous](#) [Continue](#)

Dependent Student State of Legal Residence

The student is asked about their state of legal residence. The student selects the state from a dropdown box and provides the month and year when they became a legal resident.

The screenshot shows the FAFSA 2024-25 interface for Student Raya Tran. The page title is "Student State of Legal Residence". The "State" dropdown menu is set to "New York (NY)". Below this, the "Date the Student Became a legal Resident" section has "Month" set to "01" and "Year" set to "2000". At the bottom, there are "Previous" and "Continue" buttons.

FAFSA[®] FORM 2024-25 Student Raya Tran Save | FAFSA Menu

Student State of Legal Residence

State
New York (NY) ?

Date the Student Became a legal Resident
Month Year
01 2000 ?

Previous Continue

Dependent Student Provides Consent

This page informs the student about consent and their federal tax information. By providing consent, the student's federal tax information is transferred directly into the FAFSA® form from the IRS to help complete the Student Financials section. The student selects "Approve" to provide consent and is taken to the next page.

The screenshot shows the FAFSA 2024-25 interface for Student Raya Tran. The main heading is "Provide Consent or Be Ineligible for Federal Student Aid". A green-bordered box contains a "Summary" section with the following text: "Your consent is needed to retrieve and disclose federal tax information (FTI). With your consent, we can obtain tax return information automatically from the IRS to help you complete the FAFSA® form. If you don't provide consent, you will not be eligible for federal student aid, including grants and loans. You must provide consent even if you didn't file a U.S. federal tax return or any tax return at all." Below this are three bullet points: "Get your 2022 tax return information for the 2024-25 FAFSA form.", "FTI is used to determine your eligibility for federal student aid.", and "Tax return information is required to complete the FAFSA form." Below the summary is a paragraph: "Under penalty of law, I certify that I am the individual associated with the FSA ID log-in credentials used to access the FAFSA form to provide the necessary approval and consent for the disclosure and use of my federal tax information (FTI) from the U.S. Department of the Treasury. By accepting below, I approve and consent to:" followed by a list of six consent items regarding the disclosure and use of FTI for federal student aid.

Dependent Student Provides Consent (Continued)

By approving and consenting, I further understand:

- My approval and consent are a condition of my eligibility or of others for which I have participated and shared my FTI for federal student aid, even if I did not file a U.S. federal tax return.
- FTI received from the U.S. Department of Treasury will supersede any manually entered financial or income information on the FAFSA form.
- The U.S. Department of Education may request updated tax information from the U.S. Department of Treasury once consent is provided. If FTI has changed (e.g., amended tax return filed with revised FTI), then eligibility for and amounts of federal, state, and institutional financial aid may change.
- If I do not approve and consent to the disclosure of my FTI, the U.S. Department of Education will be unable to calculate my eligibility for federal student aid or the eligibility of others who have requested that I share my FTI on their FAFSA form.
- I am permitted to revoke my approval and consent for the disclosure and use of my FTI, as outlined herein, at StudentAid.gov. However, by revoking such approval and consent, neither I nor other applicants for which I participated and shared my FTI will be eligible for future federal student aid and/or other financial aid program that used FTI to make determinations for eligibility of aid awarded by an institution of higher education, state higher education agency, or other designated scholarship organization.

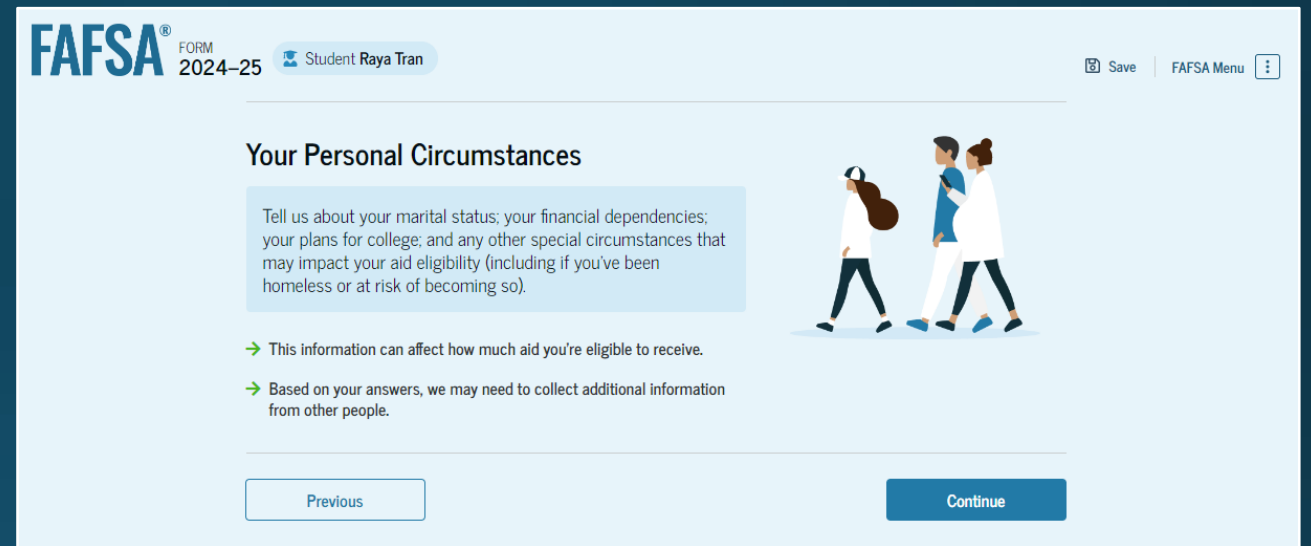
— Frequently Asked Questions —

| | |
|---|---|
| Who should provide consent? | ⌵ |
| If I'm married and didn't file a joint tax return with my current spouse, does my spouse have to provide consent for you to access their tax information? | ⌵ |
| What happens after I provide consent? | ⌵ |
| What happens if I revoke consent? | ⌵ |
| What happens if I decline consent? | ⌵ |

Select "Approve" to consent to using your tax information to determine your eligibility for federal student aid. If you select "Decline," you will not be eligible for federal student aid.

Introduction: Dependent Personal Circumstances

This is the first page within the Student Personal Circumstances section. It provides an overview of the section.



The screenshot shows the FAFSA 2024-25 interface for a student named Raya Tran. The page title is "Your Personal Circumstances". A light blue box contains the text: "Tell us about your marital status; your financial dependencies; your plans for college; and any other special circumstances that may impact your aid eligibility (including if you've been homeless or at risk of becoming so)." Below this, two green arrows point to explanatory text: "→ This information can affect how much aid you're eligible to receive." and "→ Based on your answers, we may need to collect additional information from other people." At the bottom, there are two buttons: "Previous" and "Continue". An illustration of three people walking is on the right side of the page.

Dependent Student Marital Status

The student is asked about their marital status. The student selects the "Single (Never Married)" option.

The screenshot shows the FAFSA 2024-25 application interface for Student Raya Tran. The progress bar at the top indicates five steps: 1. Personal Circumstances (highlighted), 2. Demographics, 3. Financials, 4. Colleges, and 5. Signature. The current step is "Student Marital Status". The options are:

- Single (Never Married)
- Married (not Separated)
- Remarried
- Separated
- Divorced
- Widowed

Navigation buttons "Previous" and "Continue" are located at the bottom of the form.

Dependent Student College or Career School Plans

The student is asked about their college grade level for the 2024–25 school year and if they will have their first bachelor's degree. The student selects that they will be a "First Year (freshman)" and that they will not have their first bachelor's degree.

The screenshot shows the FAFSA 2024-25 form for Student Raya Tran. The form is currently on the 'Colleges' step, which is the fourth step in a five-step process: 1. Personal Circumstances, 2. Demographics, 3. Financials, 4. Colleges, and 5. Signature. The 'Colleges' section is titled 'Student College or Career School Plans' and contains two questions. The first question is 'When the student begins the 2024–25 school year, what will their college grade level be?'. The options are: 'First Year (freshman)' (selected), 'Second Year (sophomore)', 'Other undergraduate (junior or senior)', and 'College graduate, professional, or beyond (MBA, M.D., Ph.D., etc.)'. The second question is 'When the student begins the 2024–25 school year, will they have their first bachelor's degree?'. The options are: 'Yes' and 'No' (selected). At the bottom of the form, there are 'Previous' and 'Continue' buttons.

Dependent Student Personal Circumstances

The student is asked if any of the listed personal circumstances apply to them.

The student selects the "None of these apply" option.

FAFSA[®] FORM 2024-25 Student Raya Tran Save FAFSA Menu

1 Personal Circumstances 2 Demographics 3 Financials 4 Colleges 5 Signature

Student Personal Circumstances

Select all that apply.

- The student is currently serving on active duty in the U.S. armed forces for purposes other than training.
- The student is a veteran of the U.S. armed forces.
- The student has children or other people (excluding their spouse) who live with them and receive more than half of their support from the student now and between July 1, 20XX and June 30, 20XX.
- At any time since the student turned 13, they were an orphan (no living biological or adoptive parent).
- At any time since the student turned 13, they were a ward of the court. ?
- At any time since the student turned 13, they were in foster care.
- The student is or was a legally emancipated minor, as determined by a court in their state of residence.
- The student is or was in a legal guardianship with someone other than their parent or stepparent, as determined by a court in their state of residence.
- None of these apply

Previous Continue

Dependent Student Other Circumstances

The student is asked if they were homeless or at risk of being homeless.
The student selects "No."

The screenshot displays the FAFSA 2024-25 application interface for Student Raya Tran. The top navigation bar includes the FAFSA logo, the form year (2024-25), the student's name, and options to save or view the FAFSA menu. A progress indicator shows five steps: 1. Personal Circumstances (highlighted), 2. Demographics, 3. Financials, 4. Colleges, and 5. Signature. The main content area is titled 'Student Other Circumstances' and contains the question: 'At any time on or after July 1, 2023, was the student unaccompanied and either (1) homeless or (2) self-supporting and at risk of being homeless?'. Below the question are two radio button options: 'Yes' and 'No'. The 'No' option is selected. At the bottom of the form, there are 'Previous' and 'Continue' buttons.

Dependent Student Unusual Circumstances

The student is asked if unusual circumstances prevent them from contacting their parent(s). The student selects "No."

FAFSA FORM 2024-25 Student Raya Tran Save FAFSA Menu

1 Personal Circumstances 2 Demographics 3 Financials 4 Colleges 5 Signature

Student Unusual Circumstances

This information will help us evaluate the student's ability to pay for school.

Do unusual circumstances prevent the student from contacting their parents or would contacting their parents pose a risk to the student?

A person experiencing unusual circumstances may have:

- Left home due to an abusive or threatening environment;
- Been abandoned by or estranged from their parents, and have not been adopted;
- Been granted refugee or asylee status and are separated from their parents, or their parents are displaced in a foreign country;
- Been a victim of human trafficking;
- Been incarcerated, or their parents are incarcerated and contact with them would pose a risk to them; or
- Been otherwise unable to contact or locate their parents, and have not been adopted.

If their circumstances resulted in not having a safe, stable place to live, they may be considered a homeless youth and should review the answer to the previous question about being unaccompanied and homeless.

Yes No

Previous Continue

Student Dependency Status: Dependent Student

Based on the answers provided by the student, they are considered a dependent student. The student is asked if they want a financial aid administrator to determine their eligibility for a Direct Unsubsidized Loan only. This is an option if the student's parents are unwilling to provide information. The student selects "No."

The screenshot displays the FAFSA 2024-25 application interface for Student Raya Tran. The progress bar at the top indicates the current step is 1, Personal Circumstances, with other steps being 2, Demographics; 3, Financials; 4, Colleges; and 5, Signature. The main content area is titled "Student Dependency Status" and features a light blue box with an icon of a person and a parent. The text in this box states: "Dependent Student. Based on your answers, you're a dependent student, and since we assume parents of dependent students will help pay for your education if they are able, we need information about their finances and backgrounds. This information is used to determine how much financial aid you're eligible to receive." Below this, a section titled "Apply for a Direct Unsubsidized Loan Only" asks: "Are the student's parents unwilling to provide their information, but the student doesn't have an unusual circumstance that prevents them from contacting or obtaining their parents' information?" A note below the question reads: "Select 'Yes' if the student wants a financial aid administrator at their school to determine their eligibility for a Direct Unsubsidized Loan only." There are two radio button options: "Yes" (unselected) and "No" (selected). At the bottom of the form, there are "Previous" and "Continue" buttons.

Dependent Student: Tell Us About Your Parents

As the student is considered dependent, they are asked to provide information about their parents. The FAFSA® form considers their “Parent” to be their legal (biological or adoptive) parent. The student is asked if their parents are married. The student selects "Yes" and is required to invite their parents to their FAFSA form to complete the required parent sections.

The screenshot shows the FAFSA 2024-25 interface for a student named Raya Tran. The progress bar at the top indicates five steps: 1. Personal Circumstances (highlighted), 2. Demographics, 3. Financials, 4. Colleges, and 5. Signature. The current section is titled "Tell Us About Your Parents". A green callout box explains that a "Parent" is a legal (biological or adoptive) parent or stepparent who supports the student financially. Below this, a question asks "Are your parents married to each other?" with radio button options for "Yes" (selected) and "No". A blue callout box states that the student will need to provide information for their parents and offers to invite them to complete their sections. At the bottom, there are "Previous" and "Continue" buttons.

Dependent Student Invites Parents to FAFSA® Form

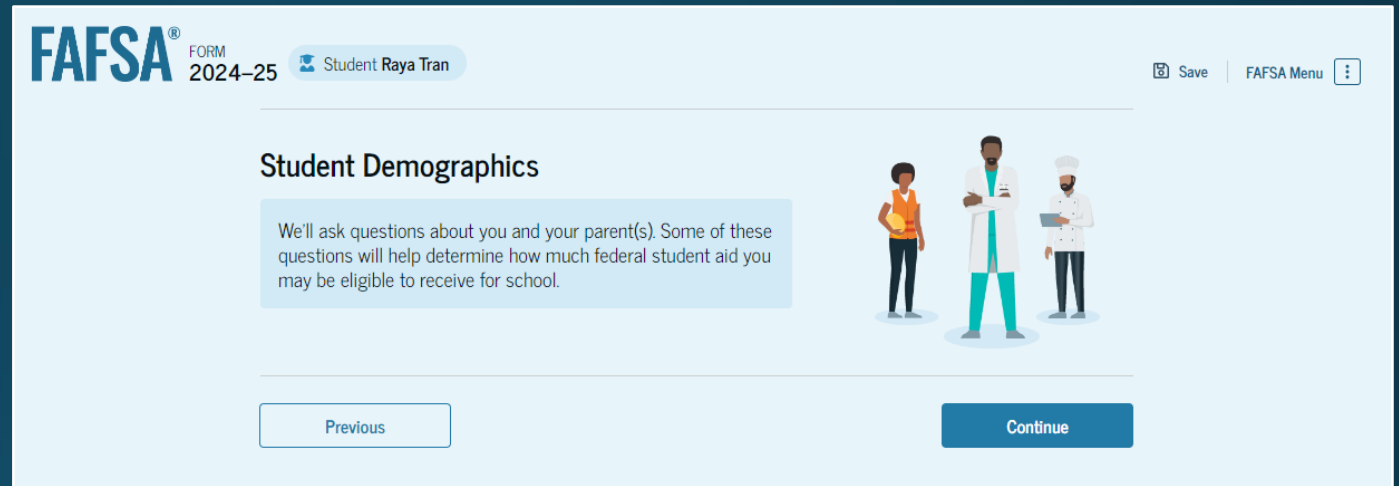
The student is asked to enter personal information about their parents in order to send them an invite to their FAFSA® form. In this scenario, the student invites one parent.

The screenshot shows the FAFSA 2024-25 interface for student Raya Tran. A progress bar at the top indicates five steps: 1. Personal Circumstances (active), 2. Demographics, 3. Financials, 4. Colleges, and 5. Signature. The main heading is "Invite Parents to your FAFSA® Form". A blue box contains the instruction: "You will need to provide information for your parents. Based on your answers in the previous section, you'll need to provide information about both of your parents on your FAFSA form. You can invite your family members to your form to help you complete all required sections." Below this, a green box states: "Enter names of parents, identified on the prior page, and we'll send electronic requests on your behalf. Please make sure to provide information that your parents would use to login to StudentAid.gov." The form is divided into two columns: "Parent" and "Parent Spouse optional". The "Parent" column has fields for First Name (Alcina), Last Name (Tran), and Date of Birth (Month: 05, Day: 05, Year: 1973). The "Parent Spouse" column has fields for First Name, Last Name, and Date of Birth.

The screenshot shows two side-by-side input screens. The left screen is titled "Social Security Number (SSN)" and features a "SHOW" button, a checkbox for "My parent doesn't have a SSN", an "Email Address" field containing "alcinatran@school.edu", a "Confirm Email Address" field also containing "alcinatran@school.edu", and an "Invite Parent" button. The right screen is also titled "Social Security Number (SSN)" and features a "HIDE" button, a checkbox for "My parent doesn't have a SSN", an empty "Email Address" field, an empty "Confirm Email Address" field, and an "Invite Parent" button. At the bottom of the interface, there are "Previous" and "Continue" buttons.

Introduction: Dependent Student Demographics

This is the first view within the Student Demographics section. It provides an overview of the section.



The screenshot shows the FAFSA 2024-25 interface for Student Raya Tran. The page title is "Student Demographics". A light blue box contains the text: "We'll ask questions about you and your parent(s). Some of these questions will help determine how much federal student aid you may be eligible to receive for school." To the right of this text is an illustration of three diverse people: a woman in a yellow vest, a man in a white lab coat, and a man in a white chef's hat. At the bottom, there are two buttons: "Previous" and "Continue".

Dependent Student Demographic Information

The student is asked about their gender identity and if they are transgender. The student selects their response from the options for both questions.

The screenshot shows the FAFSA 2024-25 interface for Student Raya Tran. The progress bar indicates the current step is 'Demographics' (step 2), with previous steps 'Personal Circumstances' (step 1) and 'Financials' (step 3) completed, and 'Colleges' (step 4) and 'Signature' (step 5) remaining. The form title is 'Student Demographic Information'. A green box contains the text: 'Questions Used for Research Purposes Only and Do Not Affect Federal Student Aid Eligibility. Your answers will not: affect the student's eligibility for federal student aid, be used in any calculations, and be shared with the schools to which the student applies.' Below this, the question 'What is the student's gender?' is displayed with four radio button options: 'Male', 'Female', 'Nonbinary or another gender', and 'Prefer not to answer'. The 'Prefer not to answer' option is selected. The next question is 'Is the student transgender?' with three radio button options: 'Yes', 'No', and 'Prefer not to answer'. The 'Prefer not to answer' option is selected. At the bottom, there are 'Previous' and 'Continue' buttons.

Dependent Student Race and Ethnicity

The student is asked if they are of Hispanic, Latino, or Spanish origin. They are also asked about their race. The student selects checkboxes to answer both questions.

FAFSA[®] FORM 2024-25 Student Raya Tran Save FAFSA Menu

Personal Circumstances Demographics Financials Colleges Signature

Student Race and Ethnicity

Questions Used for Research Purposes Only and Do Not Affect Federal Student Aid Eligibility

Your answers will not

- affect the student's eligibility for federal student aid,
- be used in any calculations, and
- be shared with the schools to which the student applies.

Is the student of Hispanic, Latino, or Spanish origin?

Select all that apply.

No, not of Hispanic, Latino, or Spanish origin

Yes, Mexican, Mexican American, or Chicano

Yes, Puerto Rican

Yes, Cuban

Yes, another Hispanic, Latino, or Spanish origin

Prefer not to answer

Dependent Student Race and Ethnicity (Continued)

What is the student's race?

Select all that apply.

White

Black or African American

Asian

American Indian or Alaska Native

Native Hawaiian or Other Pacific Islander

Prefer not to answer

[Previous](#) [Continue](#)

Dependent Student Citizenship Status

The student is asked about their citizenship status. The student selects the "U.S. citizen or national" option.

The screenshot displays the FAFSA 2024-25 application interface for Student Raya Tran. The top navigation bar includes the FAFSA logo, the form year (2024-25), the student's name, and options to save or view the menu. A progress indicator shows five steps: Personal Circumstances (completed), Demographics (current), Financials, Colleges, and Signature. The main content area is titled "Student Citizenship Status" and features three radio button options: "U.S. citizen or national" (selected), "Eligible noncitizen", and "Neither U.S. citizen nor eligible noncitizen". Navigation buttons for "Previous" and "Continue" are located at the bottom of the form.

Dependent Student's Parent Education Status

The student is asked about their parents' education status. The student selects the "No" option.

The screenshot displays the FAFSA 2024-25 application interface for Student Raya Tran. The progress bar at the top indicates the following steps: 1. Personal Circumstances (completed), 2. Demographics (current step), 3. Financials, 4. Colleges, and 5. Signature. The main heading is "Parent Education Status". Below it, the question is "Did either of the student's parents attend college?". There are three radio button options: "Yes", "No" (which is selected), and "Don't know". At the bottom of the form, there are "Previous" and "Continue" buttons.

Dependent Student's Parent Killed in Line of Duty

The student is asked if their parent was killed in the line of duty. The student selects the “No” option.

The screenshot shows the FAFSA 2024-25 application interface for Student Raya Tran. The progress bar at the top indicates the following steps: 1. Personal Circumstances (completed), 2. Demographics (current step), 3. Financials, 4. Colleges, and 5. Signature. The question being asked is: "Was the student's parent or guardian killed in the line of duty while (1) serving on active duty as a member of the Armed forces on or after September 11, 2001 or (2) performing official duties as a public safety officer?" Below the question, there is a note: "Public safety officers include law enforcement officers, firefighters, and emergency service workers." Two radio button options are provided: "Yes" (unselected) and "No" (selected). At the bottom of the form, there are "Previous" and "Continue" buttons.

Dependent Student High School Completion Status

The student is asked about what their high school completion status will be when they start the 2024–25 school year. The student selects the "High school diploma" option.

The screenshot shows the FAFSA 2024-25 application interface for Student Raya Tran. The progress bar at the top indicates the following steps: 1. Personal Circumstances (completed), 2. Demographics (current step), 3. Financials, 4. Colleges, and 5. Signature. The question is: "What will the student's high school completion status be at the beginning of the 2024–25 school year?". The options are: "High school diploma" (selected), "State-recognized high school equivalent (e.g., GED certificate)", "Homeschooled", and "None of the above". Navigation buttons for "Previous" and "Continue" are visible at the bottom.

Dependent Student High School Information

The student is asked which high school they did or will graduate from. The student enters their high school's state and city. After selecting "Search," they select the correct high school from the search results.

FAFSA[®] FORM 2024-25 Student Raya Tran Save FAFSA Menu

Personal Circumstances 2 Demographics 3 Financials 4 Colleges 5 Signature

High School Information

From what high school did or will the student graduate?

State
New York (NY)

City
Brooklyn

High School Name - optional
Brown Hi

Brown High School

Search

Previous Continue

FAFSA[®] FORM 2024-25 Student Raya Tran Save FAFSA Menu

Personal Circumstances 2 Demographics 3 Financials 4 Colleges 5 Signature

High School Information

From what high school did or will the student graduate?

State
New York (NY)

City
Brooklyn

High School Name - optional
Brown High School

Brown High School
Brooklyn, New York (NY)

Search Again

Previous Continue

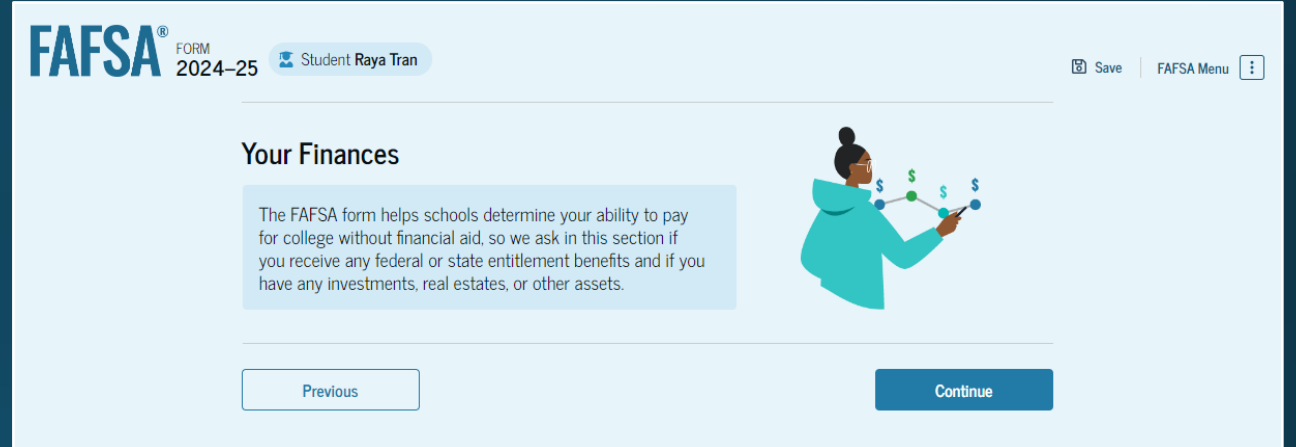
Dependent Student Confirms High School

The student has the option to edit the high school information presented on this page by selecting "Edit," which will return them to the high school information page. The student confirms their high school information and selects "Continue" to proceed to the next section.

The screenshot displays the FAFSA 2024-25 application interface for Student Raya Tran. At the top, the FAFSA logo and 'FORM 2024-25' are visible, along with the student's name and a 'Save' button. A progress bar indicates five steps: 1. Personal Circumstances (checked), 2. Demographics (current step), 3. Financials, 4. Colleges, and 5. Signature. The main heading is 'Confirm Your High School', followed by instructions: 'Take a look to verify that your high school information below is correct. Once you're ready, select "Continue" and we'll add this high school to your FAFSA.' The form fields are: High School Name (Buena Vista High School), City (Lakewood), and State (California). An 'Edit' link with a pencil icon is next to the school name. At the bottom, there are 'Previous' and 'Continue' buttons.

Introduction: Dependent Student Financials

This is the first page within the Student Financials section. It provides an overview of the section.



The screenshot shows the FAFSA 2024-25 interface for Student Raya Tran. The page title is "Your Finances". A text box explains that the FAFSA form helps schools determine the student's ability to pay for college without financial aid, and asks for information on federal or state entitlement benefits, investments, real estates, and other assets. To the right is an illustration of a person in a teal hoodie pointing at a line graph with dollar signs. At the bottom are "Previous" and "Continue" buttons. The top right corner includes "Save" and "FAFSA Menu" options.

Dependent Student Tax Return Information

The student is asked questions about their 2022 tax return. The student enters a response in each entry field.

The screenshot shows the FAFSA 2024-25 application interface for Student Raya Tran. The progress bar at the top indicates that the 'Financials' section (step 3) is currently active, with 'Personal Circumstances' (step 1) and 'Demographics' (step 2) completed, and 'Colleges' (step 4) and 'Signature' (step 5) yet to be completed. The 'Student 2022 Tax Return Information' section is displayed, with instructions to refer to the student's 2022 tax return and convert all currency to U.S. dollars. Two optional questions are shown: 'Amount of College Grants, Scholarships, or AmeriCorps Benefits Reported as Income to the IRS (optional)' and 'Foreign Earned Income Exclusion'. Both questions have input fields showing a value of \$0.00. At the bottom of the form, there are 'Previous' and 'Continue' buttons.

FAFSA[®] FORM 2024-25 Student Raya Tran Save FAFSA Menu

Personal Circumstances Demographics Financials Colleges Signature

Student 2022 Tax Return Information

Refer to the student's 2022 tax return to answer the following questions.
Convert all currency to U.S. dollars.

Amount of College Grants, Scholarships, or AmeriCorps Benefits Reported as Income to the IRS (optional)

The student paid taxes on these grants, scholarships, or benefits. These usually apply to those renewing their FAFSA[®] form, not to first-time applicants.

\$ 0 .00 ⓘ

Foreign Earned Income Exclusion

\$ 0 .00

Previous Continue

Dependent Student Assets

The student is asked about their assets.

The student enters a response in each entry field.

FAFSA FORM 2024-25 Student Raya Tran Save | FAFSA Menu

Personal Circumstances Demographics **Financials** Colleges Signature

Student Assets

Current Total of Cash, Savings, and Checking Accounts
Don't include student financial aid

\$ 500 .00

Current Net Worth of Businesses and Investment Farms
Enter the net worth of the student's businesses or for-profit agricultural operations. Net worth is the value of the businesses or farms minus any debts owed against them.

\$ 0 .00

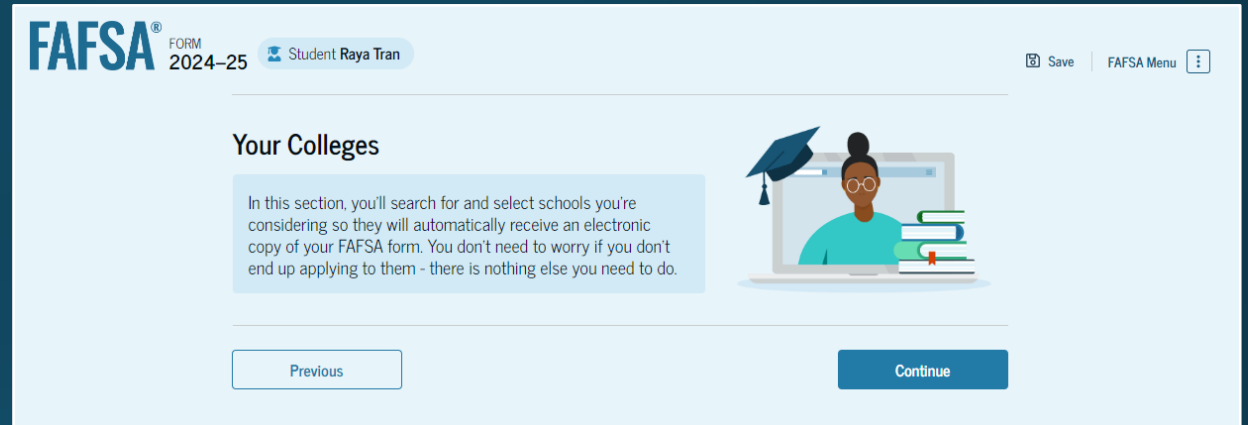
Current Net Worth of Investments, Including Real Estate
Don't include the home the student lives in. Net worth is the value of the investments minus any debts owed against them.

\$ 0 .00

Previous Continue

Introduction: Dependent Student Select Colleges

This is the first page in the Select Colleges section, which is the final part of the FAFSA® form's student section to require information. It provides an overview of the section.



Dependent Student College Search

The student is asked to search for the colleges and/or career schools they would like to receive their FAFSA® information.

The student searches for a school by entering a state, city, and/or school name.

After selecting "Search," they select the correct school from the search results.

Students can select to send their FAFSA information to a maximum of 20 schools.

FAFSA® 2024-25 Student Raya Tran

Personal Circumstances Demographics Financials **Colleges** Signature

Where should we send your FAFSA?
Search for the colleges to which you'd like to send your FAFSA® information.
You can add up to 20 colleges to your FAFSA form.

0 of 20 Schools Selected View Selected Schools

Search by School Name Search by School Code

State
Calif
California (CA)

School Name - optional

Search

Previous Continue

Rice University
Burlington, California (CA) Federal School Code B09773 + Select

Rhodes College
Centerville, California (CA) Federal School Code E89235 + Select

Smith College
Lexington, California (CA) Federal School Code G92383 + Select

Macalester College
Madison, California (CA) Federal School Code 038412 + Select

Wellesley College
Springfield, California (CA) Federal School Code F09983 ✓ Selected

Search and Select Schools

< Previous 1 2 3 4 5 Next >

Previous Continue

✓ 4 of 20 schools have been selected Search and Select Schools

Dependent Student Selected Colleges

The student can view which colleges and/or career schools they have selected. If the student has not selected 20 schools, they have the option to search and select more schools, and for students in some states, they have the option to change the position of their selected schools. When the student selects "Continue," they will have completed entering the required student information for their section and can proceed to review and sign their form.

FAFSA® 2024-25 Student Raya Tran Save FAFSA Menu

Personal Circumstances Demographics Financials **Colleges** Signature

Selected Colleges

These are the colleges you want to receive your FAFSA information

To change the position of a school in your list, use the up and down arrow buttons to the left of the schools name.

School list guidelines for Connecticut residents

To be eligible for state grant aid in Connecticut, you must list an eligible in-state college within the first 2 positions. If you update your school choices later, please notify your state agency by sending an email to sfa@ctohe.org

12 of 20 Schools Selected

Showing 1 to 10 of 12

| | | | | |
|---|--|-------------------------------|--------|-----------|
| 1 | University of California Northridge, CA | Federal School Code G03453 | Remove | View Info |
| 2 | University of California Northridge, CA | Federal School Code G03453 | Remove | View Info |
| 3 | University of California Northridge, CA | Federal School Code G03453 | Remove | View Info |

| | | | | |
|----|--|-------------------------------|--------|-----------|
| 4 | University of California Northridge, CA | Federal School Code G03453 | Remove | View Info |
| 5 | University of California Northridge, CA | Federal School Code G03453 | Remove | View Info |
| 6 | University of California Northridge, CA | Federal School Code G03453 | Remove | View Info |
| 7 | University of California Northridge, CA | Federal School Code G03453 | Remove | View Info |
| 8 | University of California Northridge, CA | Federal School Code G03453 | Remove | View Info |
| 9 | University of California Northridge, CA | Federal School Code G03453 | Remove | View Info |
| 10 | University of California Northridge, CA | Federal School Code G03453 | Remove | View Info |

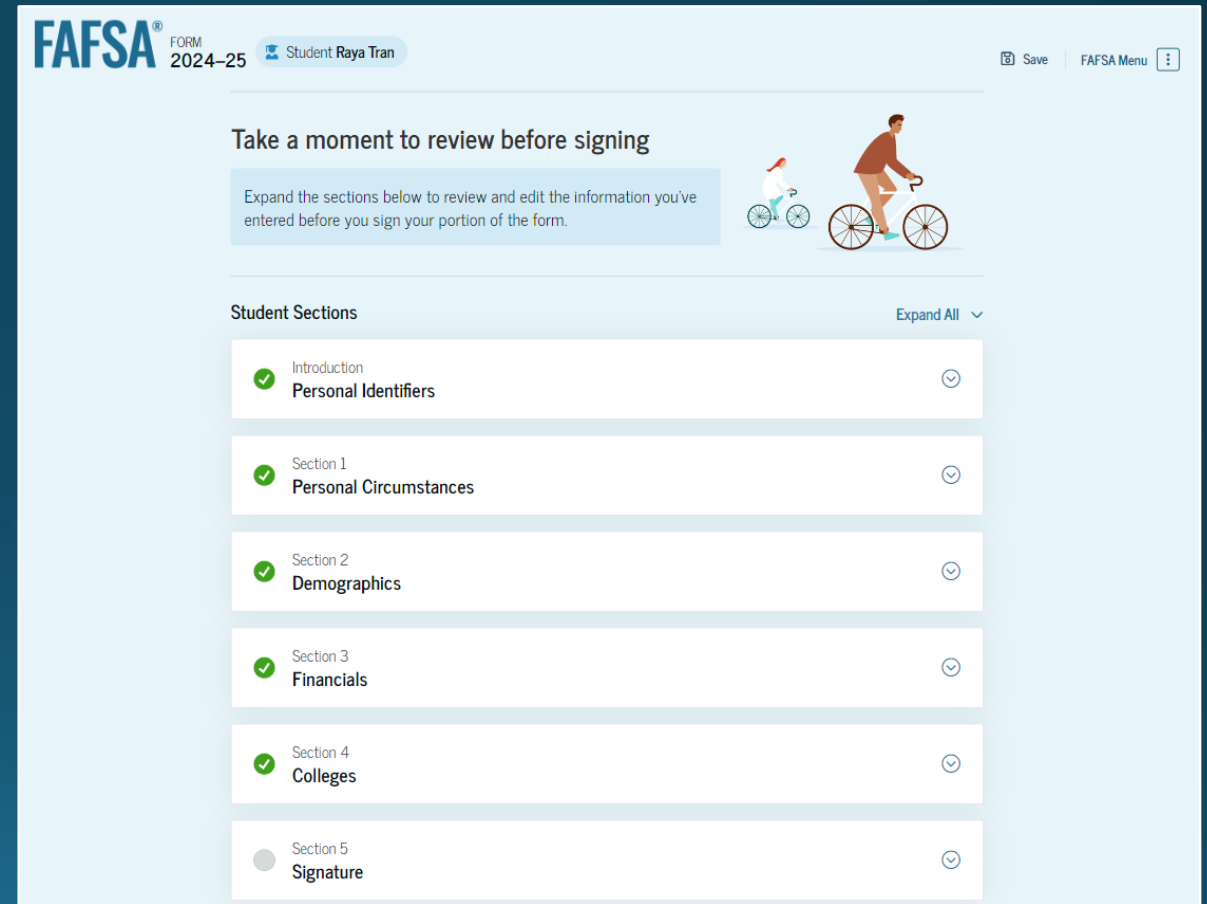
Search and Select Schools

< Previous 1 2 Next >

Previous Continue

Dependent Student Review Page

The review page displays the responses that the student has provided in the FAFSA® form. The student can view all their responses by selecting "Expand All" or expand each section individually. To edit a response, the student can select the question's hyperlink and will be taken to the corresponding page. Additionally, since the student invited their parent into the form, they see the parent contributor section and the status of their parent's invite.





Dependent Student Review Page (Continued)

Parent Contributor Section

This Section is Shared With 2 Contributors

Your FAFSA form is shared with the individuals listed below. You can request, manage, or remove signatures and contributions from this page or in your FAFSA form.

| Parent Contributors | Date Request Sent | Status | Edit  |
|--|-------------------|---|--|
|  Alcina Tran | 07/13/2024 | <input checked="" type="checkbox"/> Invite Sent | |
|  Travis Tran | 07/13/2024 | <input checked="" type="checkbox"/> Invite Sent | |

[Previous](#) [Continue](#)

Dependent Student Signature

On this page, the student acknowledges the terms and conditions of the FAFSA® form and signs their section. After agreeing and signing, the student is able to submit their section of the FAFSA form. Since parent information has not been provided, the FAFSA form is not considered complete and can't be processed yet.

The screenshot shows the FAFSA 2024-25 interface for Student Raya Tran. At the top, the FAFSA logo and 'FORM 2024-25' are visible, along with the student's name and a 'Save' button. A progress bar indicates that the 'Personal Circumstances', 'Demographics', 'Financials', and 'Colleges' sections are completed, while the 'Signature' section is currently active and highlighted with a blue circle and the number 5. Below the progress bar, the heading 'Sign and Complete Your Part' is displayed. A green-bordered box contains a 'Summary' section with the following text: 'This page confirms you understand the terms and conditions of the FAFSA form, and that you have filled it out accurately to the best of your ability.' and 'The FAFSA form is a legal document you will electronically sign with your FSA ID. Because this is associated with your personal information, do not share it with anyone.' Below this box, a paragraph states: 'By signing this application electronically using your FSA ID (username and password) and/or any other credential or by signing a signature page and mailing it to us, YOU, THE STUDENT, certify that you'. A bulleted list follows, containing five items: 'will use federal and/or state student financial aid only to pay the cost of attending an institution of higher education,', 'are not in default on a federal student loan or have made satisfactory arrangements to repay it,', 'do not owe money back on a federal student grant or have made satisfactory arrangements to repay it,', 'will notify your school if you default on a federal student loan, and', and 'will not receive a Federal Pell Grant from more than one school for the same period of time.'

Dependent Student Signature (Continued)

By signing this application electronically using your username and password, and/or any other credential or by signing a signature page and mailing it to us, you certify that all of the information you provided is true and complete to the best of your knowledge and you agree, if asked to provide

- information that will verify the accuracy of your completed form, and
- U.S. or state income tax forms that you filed or are required to file.

You also certify that you understand that the secretary of education has the authority to verify information reported on your application with the Internal Revenue Service and other federal agencies.

If you sign this application or any document related to the federal student aid programs electronically using a username and password, and/or any other credential, you certify that you are the person identified by the username and password, and/or any other credential and have not disclosed that username and password, and/or any other credential to anyone else. If you purposely give false or misleading information, you may be fined up to \$20,000, sent to prison, or both.

Sign Your FAFSA Form

I, Raya Tran, agree to the terms outlined above

Cancel

Submit

Dependent Student Section Complete

Upon signing the student section, the student is presented the student section complete page. This page displays information for the student about next steps, including tracking their FAFSA® form. The student is reminded that their form is not completed and can't be submitted until the parent completes the contributor section of the form and signs it. Next, in this scenario, the student's invited parent will enter the FAFSA form and complete the parent section.

The screenshot shows the FAFSA 2024-25 interface for a student named Raya Tran. The page features a celebratory banner that reads "You're Almost There! The Student Section is complete!". Below this, a section titled "Parent Contributors" provides instructions: "Requirements for Dependent Students: Your FAFSA form is not complete until your parents complete the contributor section of the form and sign it. Once completed, your FAFSA form will be submitted for processing." A table lists two invited contributors: Alcina Tran and Travis Tran, both with a request date of 07/13/2024 and a status of "Invite Sent". Each entry includes an "Invite Sent" button and an "Edit" link. At the bottom, a dark footer section contains the text "Track and Manage Your FAFSA Application and Your Contributors" and a "View Status" button. Below this, a message states: "This application has been added to My Activity in your StudentAid.gov account. Go there to:" followed by a bulleted list of actions: "Review, edit, or cancel any FAFSA application information.", "Revise your household size, contact your schools.", and "Start your state application to apply for state-based financial aid".

| Parent Contributors | Date Request Sent | Status |
|---------------------|-------------------|-------------|
| Alcina Tran | 07/13/2024 | Invite Sent |
| Travis Tran | 07/13/2024 | Invite Sent |

- Review, edit, or cancel any FAFSA application information.
- Revise your household size, contact your schools.
- Start your state application to apply for state-based financial aid

Dependent Student Section Complete (Continued)

Here's What You Can Do Next



Check Your Email

You will receive an email version of this page at the following email address:
rayaatran@gmail.com.



Your FAFSA® Form Still Needs Contributor Information

The contributor(s) you selected will receive an email invitation to join your form every seven days until the application is complete.

Things You Should Know



View Your FAFSA® Submission Summary

Once your application is complete and submitted, you can view your FAFSA Submission Summary, a summary of the information you provided on your FAFSA form. You'll be able to access the FAFSA Submission Summary one to three days after you submit your application by logging back in with your account username and password (FSA ID).



Questions About Your Eligibility For Aid?

Visit the "FAFSA Help" page for more information.

[Get Help >](#)

We strongly recommend that your parent(s) complete their own section. If that isn't possible, you can manually provide their information, but you will not be eligible for federal student aid, including grants and loans, until they provide consent and sign the form.


[Provide Parent Information Manually >](#)

Dependent Student's Parent Email

This is NOT a view within StudentAid.gov nor the FAFSA® form. This view demonstrates a parent opening the FAFSA invitation from their email. The parent selects “Log In” and is taken to StudentAid.gov.

Federal Student Aid

Help Complete [StudentFirstName]'s Form



[Contributor First Name],

[StudentFirstName] [StudentLastInitial] can't be eligible for federal student aid without your input. Help them complete the *Free Application for Federal Student Aid (FAFSA®)* form.

Providing information as a contributor does not make you financially responsible for [StudentFirstName]'s education costs. Completing the FAFSA form is how they qualify for student aid including

- Federal Pell Grants,
- federal student loans,
- state financial aid, and
- school financial aid.

[Log in with your FSA ID (account username and password) to complete your section.]

Note: Forms are deleted after 45 days of inactivity.

Don't recognize [StudentFirstname]? Read [\[Help topic title\]](#).



[Log In](#)

Why You Were Invited

Without your input, [StudentFirstName] won't be eligible for federal student aid.


Reasons To Finish Early


Here's why it's a good idea to finish as soon as possible:

-  States and schools have different deadlines for student aid. Check the ["FAFSA® Deadlines"](#) page for more information.
-  You may need extra time to make corrections after you submit.

Can't find [StudentFirstname]'s Form?

Read [\[help topic title\]](#).

 [Sign up for text alerts](#) to stay updated on our grant programs, loan forgiveness programs, repayment plans, and information about your loans.



This email was sent by: Office of Federal Student Aid
U.S. Department of Education
400 Maryland Ave. SW
Washington, DC 20002, US

Please do not reply to this email. Messages sent to this email address are not monitored. If you wish to contact us, please use the [StudentAid.gov contact page](#). For more information about financial aid, visit [StudentAid.gov](#).

Dependent Student's Parent Log In

The parent is taken from their email to the "Log In" page to enter their log-in credentials. To access the FAFSA® form, all users are required to have an FSA ID (account username and password). If the parent doesn't have an FSA ID, they can select "Create an Account."

The screenshot shows the Federal Student Aid website's login interface. At the top, there is a navigation bar with the Federal Student Aid logo, a search icon, and links for "Log In" and "Create Account". Below the navigation bar, the main content area features a "Log In" section with a blue header and a right-pointing arrow. The login form includes two input fields: "Email, Phone, or FSA ID Username" with the value "test595011623" and "Password" with masked characters and a "Show Password" link. A blue "Log In" button is positioned below the fields. Underneath the button are links for "Forgot My Username" and "Forgot My Password". At the bottom of the login section is a "Create an Account" link. Below the login section is a link that says "Help Me Log In to My Account". The footer of the page contains additional navigation links: "Help Center", "Contact Us", "Site Feedback", "About Us", "Announcements", "Data Center", "Resources", and "Forms Library". Social media icons for Twitter, Facebook, Instagram, LinkedIn, and YouTube are also present, along with a "Site Feedback" link.

Parent Status Center – My Activity

After successfully logging in, the parent is taken to their “My Activity” page. The parent sees an invitation to be a contributor on the student’s FAFSA® form.

The screenshot shows the Federal Student Aid website interface. At the top, there is a navigation bar with the Federal Student Aid logo, menu items for FAFSA, Loans & Grants, Repayment, and Loan Forgiveness, and a user profile icon for 'Alcina'. The main heading is 'My Activity'. Underneath, the section 'Currently Active' contains a large light blue banner with the text: 'You have been requested to be a Contributor on a FAFSA for Raya Tran'. Below this text is a paragraph explaining that the FAFSA form helps students apply for federal grants, work-study, and loans. To the right of the text is a graphic with the word 'FAFSA' in large blue letters and small illustrations of people. At the bottom of the banner are two buttons: 'Decline Invitation' and 'Get Started'. Below the banner are two activity cards. The first card is titled 'Borrower Defense Case #07688447' and includes a yellow 'Action Required' badge and the text 'Last Updated: 06/27/2022'. The second card is titled 'PSLF Application' and includes a yellow 'Action Required' badge, the text 'Last Updated: 06/22/2022', and a logo for 'The Peace Corps'.

Dependent Student's Parent Contributing to the FAFSA® Form

This page provides information about being a contributor on a FAFSA® form.

FAFSA FORM 2024-25 Parent of Raya Tran

Parent Contributing to the FAFSA® Form

You have entered Raya Tran's FAFSA® form!

- This FAFSA form can't be submitted for processing until you provide some required personal and financial information.
- You can save this form and come back to it later.

Frequently Asked Questions

Why have I been invited to contribute to this FAFSA® form?

You have been invited to the student's form to provide personal and financial information that will help determine their eligibility for federal student aid.

Answers on the student's FAFSA form have indicated that you will need to provide additional information as a contributor to help determine their eligibility for federal student aid.

Does contributing to the form mean I'm responsible to pay for college?

No! Providing your consent and personal and financial information doesn't make you financially responsible for the student's education costs.

What do I need to complete my section(s)?

You may need the following documents or information: your tax returns; records of child support received; current balances of cash, savings, and checking accounts; and net worth of investments, businesses, and farms.

What kind of information will I be asked to provide?

You'll need to provide consent for the student to be eligible for federal student aid, including grants and loans. With your consent, we can obtain your federal tax information automatically from the IRS to help you complete your section of the student's FAFSA form. You'll also need to provide personal and financial information.

What happens after I complete my sections?

After you submit your required sections and the student's FAFSA form is processed, the student will receive a FAFSA Submission Summary. It will include the Student Aid Index (SAI), a number used to determine federal student aid eligibility. Schools will use the SAI to create a financial aid offer that explains the types and amounts of aid they are offering the student.

[Previous](#) [Continue](#)

Dependent Student's Parent Onboarding (1 of 4)

When the parent enters a 2024–25 FAFSA® form for the first time, they are taken through the FAFSA onboarding process. The first onboarding page provides an overview of the FAFSA form and an accompanying video.

The screenshot shows the FAFSA 2024-25 onboarding interface. At the top left is the FAFSA logo with 'FORM 2024-25' and a user profile icon labeled 'Parent of Raya Tran'. A blue banner reads 'Understanding the FAFSA® Form' with '1 of 4' below it. The main heading is 'What is the FAFSA® form?'. A light blue box contains the text: 'Use the *Free Application for Federal Student Aid* (FAFSA®) form to apply for grants, scholarships, work-study funds, and loans for college or graduate school.' Below this is a video player showing a 'FAFSA® Overview' video with a red play button. At the bottom are 'Previous' and 'Continue' buttons.

Dependent Student's Parent Onboarding (2 of 4)

The second FAFSA® onboarding page provides information about the different roles that may be required to complete the student's FAFSA form and the documents that may be needed to fill out the form.

FAFSA® FORM 2024-25 Parent of Raya Tran

Understanding the FAFSA® Form

2 of 4

Contributors to the FAFSA® Form

 **Parents or Spouses**
Answers to the FAFSA form will determine if any contributors need to be identified. These contributors will complete their own sections of the form and are asked to provide personal and financial information, but will not become financially responsible for the student's education.

 **How to Invite**
Contributors will need to log in with their own FSA ID to provide their information. To invite a contributor to a FAFSA form, you'll need to provide their name, date of birth, Social Security number, and email address.

Information or Documents You May Need ^

You might need the following information or documents as you fill out the FAFSA form:

- Tax returns
- Records of child support received
- Current balances of cash, savings, and checking accounts
- Net worth of investments, businesses, and farms

Previous Continue

Dependent Student's Parent Onboarding (3 of 4)

The third onboarding page provides information about the types of questions the parent can expect to see and how they can get help in filling out the FAFSA® form.

The screenshot shows the FAFSA 2024-25 Parent Onboarding interface. At the top left, it says 'FAFSA® FORM 2024-25' and 'Parent of Raya Tran'. The main heading is 'Understanding the FAFSA® Form' with a sub-heading '3 of 4' and 'What to Expect'. Below this, it indicates 'How long will this take? 1 hour'. A light blue box contains the text: 'Every contributor must provide consent for the student to be eligible for federal student aid. With your consent, we can obtain your federal tax information automatically from the IRS to help you complete your section of the student's FAFSA® form. You can save the form and return to it later if you need more time.' At the bottom, there are 'Previous' and 'Continue' buttons.

Dependent Student's Parent Onboarding (4 of 4)

The last onboarding page provides information about what to expect once the FAFSA® form is completed and submitted. On this page, the parent selects "Start the FAFSA form" to begin the parent section.

The screenshot shows the FAFSA 2024-25 parent onboarding interface. At the top left, it says "FAFSA® FORM 2024-25" and "Parent of Raya Tran". A blue banner at the top center reads "Understanding the FAFSA® Form" with "4 of 4" below it. The main heading is "After Submitting the FAFSA® Form". A light blue box contains the text: "Once the student's FAFSA® form is submitted, the student will need to check on its status and make corrections, if required." Below this are three bullet points with green arrows: "→ The student's form will be processed in 1-3 days.", "→ The student will receive a FAFSA Submission Summary. It will include their Student Aid Index (SAI), a number used to determine federal student aid eligibility.", and "→ Schools will use the student's SAI to create their financial aid offer that explains the types and amounts of aid they are offering to the student. Most schools will wait to send the student an aid offer only after they are accepted for admission." At the bottom, there is a "Previous" button on the left and a "Start the FAFSA form" button on the right.

Dependent Student's Parent Identity Information

This is the first page within the parent section. The parent can verify that their personal information is correct. To update any of the personal information, the parent must access their Account Settings on StudentAid.gov. For fields related to the parent's mailing address, the parent can edit them directly on this page.

The screenshot shows the FAFSA 2024-25 interface for a parent of Raya Tran. The page title is "Parent Identity Information" and it includes a instruction to review the information before moving forward. The form displays the following details:

| | |
|------------------------|-----------------------|
| Name | Alcina Tran |
| Date of Birth | 05/05/1973 |
| Social Security Number | •••••1234 |
| Email Address | alcinatran@school.edu |
| Mobile Phone Number | (555) 555-5555 |

To update this information for all federal student aid communications, go to Account Settings.

Dependent Student's Parent Identity Information (Continued)

Permanent Mailing Address
Include apartment number.

12345 Sesame Street

City

New York

State

New York (NY) ▾

Zip Code

67891

Country

United States of America (US) ▾

Previous

Continue

Dependent Student's Parent Provides Consent

This page informs the parent about consent and their federal tax information. By providing consent, the parent's federal tax information is transferred directly into the FAFSA® form from the IRS to help complete the Parent Financials section. The parent selects "Approve" to provide consent and is taken to the next page.

The screenshot shows the FAFSA 2024-25 Parent Consent page. The header includes the FAFSA logo, the form year (2024-25), and the user's name (Parent of Raya Tran). There are 'Save' and 'FAFSA Menu' buttons in the top right corner. The main heading is 'Provide Consent or the Student Will Be Ineligible for Federal Student Aid'. Below this is a 'Summary' box with a light green background. The summary text states: 'Your consent is needed to retrieve and disclose federal tax information (FTI). With your consent, we can obtain tax return information automatically from the IRS to help you complete your section of the student's FAFSA® form. If you don't provide consent, the student will not be eligible for federal student aid, including grants and loans. You must provide consent even if you didn't file a U.S. federal tax return or any tax return at all.' Below the summary are three bullet points: 'Get your 2022 tax return information for the 2024-25 FAFSA form.', 'Tax return information is required to complete the FAFSA form.', and 'FTI is used to determine the student's eligibility for federal student aid.' Below the summary box is a paragraph of legal text: 'Under penalty of law, I certify that I am the individual associated with the FSA ID log-in credentials used to access the FAFSA form to provide the necessary approval and consent for the disclosure and use of my federal tax information (FTI) from the U.S. Department of the Treasury. By accepting below, I approve and consent to:'. This is followed by a list of six items: 1. The U.S. Department of Education to disclose my Social Security number, last name, and date of birth to the U.S. Department of the Treasury in order to obtain my FTI only for the purpose of determining the eligibility for, and the amount of, federal student aid for myself or of others for which I participated and shared my FTI by a program authorized under subpart 1 of Part A, Part C, or Part D of Title IV of the Higher Education Act of 1965, as amended. 2. The use of my FTI by U.S. Department of Education officials and contractors (as defined in 26 U.S.C. § 6103(i)(13)), only for the purpose of determining the eligibility for, and amount of, federal student aid for myself or of others for which I participated and shared my FTI by a program authorized under Title IV of the Higher Education Act of 1965, as amended. 3. The U.S. Department of Education to redisclose my FTI received from the U.S. Department of the Treasury, pursuant to 26 U.S.C. 6103(i)(13)(D)(iii), which includes: institutions of higher education participating in the federal student aid programs authorized under the Higher Education Act of 1965, as amended; state higher education agencies; and scholarship organizations designated prior to Dec. 19, 2019, by the Secretary of Education. 4. The use of my FTI for the application, award, and administration of student aid awarded by the federal government, institutions of higher education, state higher education agencies, and designated scholarship organizations. 5. The redisclosure of my FTI to any future 2024-25 FAFSA forms for which I elect to participate (e.g., if I elect to participate in my child's FAFSA form or to complete my own FAFSA form after participating in another FAFSA form). My FTI will be redisclosed to these additional applications upon my affirmation to participate. I understand that I may decline an invitation to participate, which will prevent the transfer of my FTI to that FAFSA form.

Dependent Student's Parent Provides Consent (Continued)

By approving and consenting, I further understand:

- My approval and consent are a condition of my eligibility or of others for which I have participated and shared my FTI for federal student aid, even if I did not file a U.S. federal tax return.
- FTI received from the U.S. Department of Treasury will supersede any manually entered financial or income information on the FAFSA form.
- The U.S. Department of Education may request updated tax information from the U.S. Department of Treasury once consent is provided. If FTI has changed (e.g., amended tax return filed with revised FTI), then eligibility for and amounts of federal, state, and institutional financial aid may change.
- If I do not approve and consent to the disclosure of my FTI, the U.S. Department of Education will be unable to calculate my eligibility for federal student aid or the eligibility of others who have requested that I share my FTI on their FAFSA form.
- I am permitted to revoke my approval and consent for the disclosure and use of my FTI, as outlined herein, at StudentAid.gov. However, by revoking such approval and consent, neither I nor other applicants for which I participated and shared my FTI will be eligible for future federal student aid and/or other financial aid program that used FTI to make determinations for eligibility of aid awarded by an institution of higher education, state higher education agency, or other designated scholarship organization.

Frequently Asked Questions

Who should provide consent?



If I'm married and didn't file a joint tax return with my current spouse, does my spouse have to provide consent for you to access their tax information?



What happens after I provide consent?



What happens if I revoke consent?



What happens if I decline consent?



Select "Approve" to consent to using your tax information to determine the student's eligibility for federal student aid. If you select "Decline," the student will not be eligible for federal student aid.

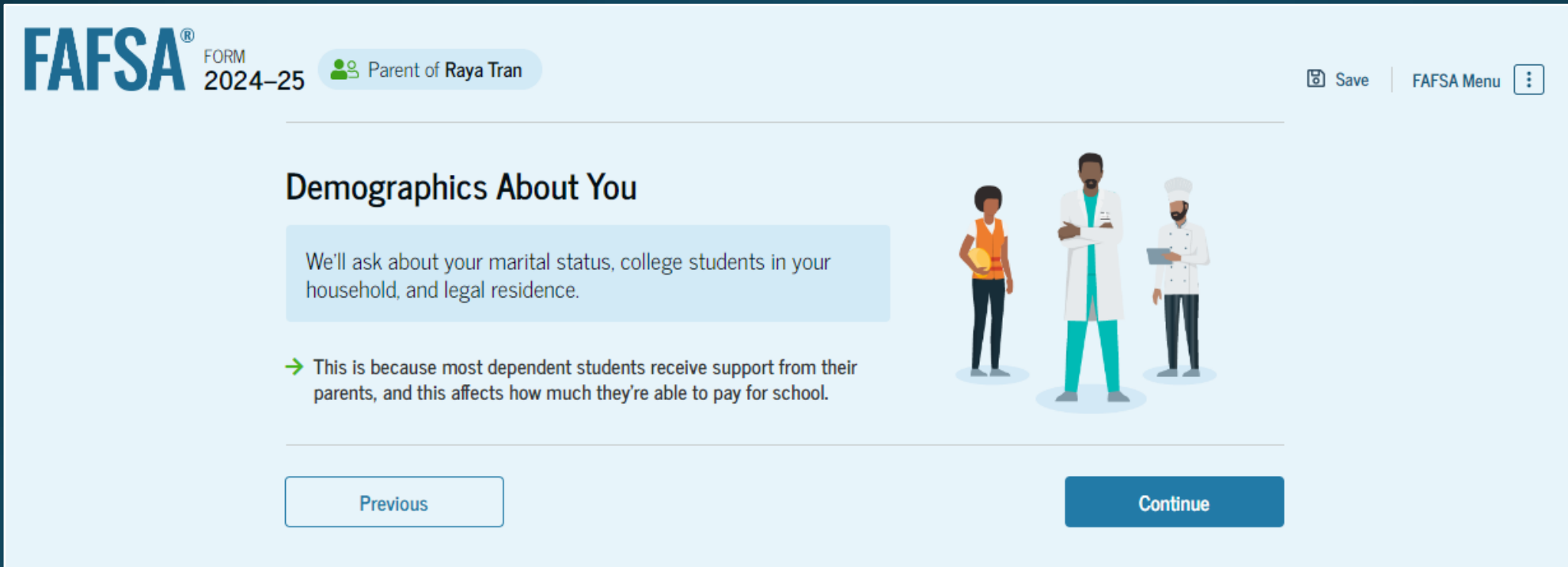
Previous

Decline

Approve

Introduction: Dependent Student's Parent Demographics

This is the first page in the Parent Demographics section. It provides an overview of the section.



The screenshot shows the FAFSA 2024-25 interface. In the top left, the FAFSA logo is followed by 'FORM 2024-25'. To the right, a user profile icon is labeled 'Parent of Raya Tran'. In the top right, there are 'Save' and 'FAFSA Menu' options. The main heading is 'Demographics About You'. A light blue box contains the text: 'We'll ask about your marital status, college students in your household, and legal residence.' Below this, a green arrow points to the text: 'This is because most dependent students receive support from their parents, and this affects how much they're able to pay for school.' To the right of the text is an illustration of three people: a woman in an orange vest, a man in a white lab coat, and a man in a chef's uniform. At the bottom, there are 'Previous' and 'Continue' buttons.

FAFSA[®] FORM 2024-25 Parent of Raya Tran Save | FAFSA Menu

Demographics About You

We'll ask about your marital status, college students in your household, and legal residence.

→ This is because most dependent students receive support from their parents, and this affects how much they're able to pay for school.

Previous Continue

Dependent Student's Parent Current Marital Status

The parent is asked about their current marital status. They select the "Married (not Separated)" option.

The screenshot shows the FAFSA 2024-25 interface for a parent of Raya Tran. The form is titled "Parent Current Marital Status" and is part of a three-step process: 1. Demographics, 2. Financials, and 3. Signature. The "Demographics" step is currently active. The form lists seven marital status options, each with a radio button. The "Married (not Separated)" option is selected, indicated by a blue dot in the radio button. The other options are "Single (Never Married)", "Unmarried and both legal parents living together", "Remarried", "Separated", "Divorced", and "Widowed". At the bottom of the form, there are "Previous" and "Continue" buttons.

FAFSA[®] FORM 2024-25 Parent of Raya Tran Save FAFSA Menu

1 Demographics 2 Financials 3 Signature

Parent Current Marital Status

Single (Never Married)

Unmarried and both legal parents living together

Married (not Separated)

Remarried

Separated

Divorced

Widowed

Previous Continue

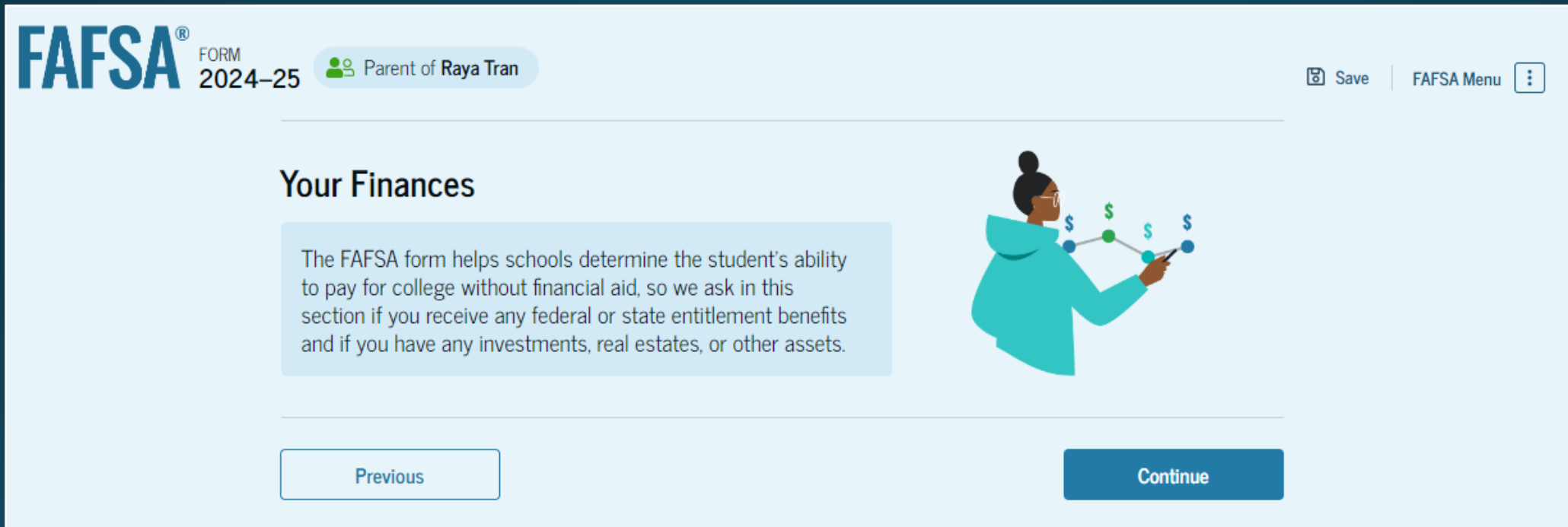
Dependent Student's Parent State of Legal Residence

The parent is asked about their state of legal residence. The parent selects the state from a dropdown box and provides the month and year when they became a legal resident.

The screenshot displays the FAFSA 2024-25 application interface for a parent of Raya Tran. The top navigation bar includes the FAFSA logo, the form year (2024-25), the user's role (Parent of Raya Tran), and options to Save or view the FAFSA Menu. A progress indicator shows three steps: 1. Demographics (active), 2. Financials, and 3. Signature. The main section is titled 'Parent State of Legal Residence' and contains two input fields: a dropdown menu for 'State' with 'New York (NY)' selected, and a date selection area for 'Date the Parent Became a Legal Resident' with '01' for the month and '1985' for the year. At the bottom, there are 'Previous' and 'Continue' buttons.

Introduction: Dependent Student's Parent Financials

This is the first page within the Parent Financials section. It provides an overview of the section.



The screenshot shows the FAFSA 2024-25 interface. At the top left is the FAFSA logo with 'FORM 2024-25' and a user profile for 'Parent of Raya Tran'. At the top right are 'Save' and 'FAFSA Menu' buttons. The main heading is 'Your Finances'. A text box explains that the FAFSA form helps schools determine a student's ability to pay for college without financial aid. To the right is an illustration of a woman in a teal hoodie holding a smartphone with dollar signs and a line graph. At the bottom are 'Previous' and 'Continue' buttons.

FAFSA[®] FORM 2024-25 Parent of Raya Tran Save | FAFSA Menu

Your Finances

The FAFSA form helps schools determine the student's ability to pay for college without financial aid, so we ask in this section if you receive any federal or state entitlement benefits and if you have any investments, real estates, or other assets.

Previous Continue

Dependent Student's Parent Federal Benefits Received

This page asks the parent if they or anyone in their family has received federal benefits. The parent selects "None of these apply."

The screenshot shows the FAFSA 2024-25 interface for a parent of Raya Tran. The progress bar indicates the 'Financials' step is active. The section is titled 'Federal Benefits Received' and includes a green callout box stating: 'Questions Don't Affect Federal Student Aid Eligibility. Your answers to these questions will not affect the student's eligibility for federal student aid or these federal benefits.' Below this, a question asks: 'At any time during 2022 or 2023, did the parent or anyone in their family receive benefits from any of the following federal programs?' The user has selected 'None of these apply.' from a list of options including EITC, Federal Housing Assistance, School Lunch, Medicaid, QHP, SNAP, SSI, TANF, and WIC. 'None of these apply.' is the only option with a checked checkbox. 'Previous' and 'Continue' buttons are visible at the bottom.

Dependent Student's Parent Tax Filing Status

This page asks the parent about their tax filing status. The parent selects "Yes" to "Did or will the parent file a 2022 joint tax return with their current spouse?"

The screenshot shows the FAFSA 2024-25 interface for a parent of Raya Tran. The progress bar indicates three steps: Demographics (completed), Financials (current), and Signature. The 'Parent Tax Filing Status' section contains the question: "Did or will the parent file a 2022 joint tax return with their current spouse?". The "Yes" radio button is selected, and the "No" radio button is unselected. Navigation buttons for "Previous" and "Continue" are visible at the bottom.

Dependent Student's Parent Family Size

This page asks the parent if their family size has changed. The parent selects the “Yes” option.

FAFSA[®] FORM 2024-25 Parent of Raya Tran Save FAFSA Menu

Demographics 2 Financials 3 Signature

Family Size

Is the parent's family size different from the number of individuals claimed on their 2022 tax return?

Yes No

The parent's family size is 3
Parent: 1 Other Parent: 1 Student: 1 Parent's Children and Other Dependents: 1

Enter the number of children or other dependents who live with the parent and will receive more than half of their support from the parent between July 1, 2024 and June 30, 2025?
Do not include the student applicant.

1

Previous Continue

Dependent Student's Parent Number in College

This page asks the parent how many people in the family will be in college between July 1, 2024, and June 30, 2025. The parent enters a response into the entry field.

The screenshot shows the FAFSA 2024-25 interface for a parent of Raya Tran. The progress bar indicates three steps: Demographics (completed), Financials (current), and Signature. The question asks for the number of people in the parent's family in college between July 1, 2024, and June 30, 2025, excluding the parent. The user has entered '1' in the text field. The 'Continue' button is highlighted in blue.

FAFSA[®] FORM 2024-25 Parent of Raya Tran Save FAFSA Menu

Demographics Financials Signature

Number in College

How many people in the parent's family will be in college between July 1, 2024, and June 30, 2025?

Do not include the parent.

1 ?

Previous Continue

Dependent Student's Parent Tax Return Information

The parent is asked questions about their 2022 tax return. The parent enters a response in each entry field.

FAFSA FORM 2024-25 Parent of Raya Tran Save FAFSA Menu

Demographics Financials Signature

Parent 2022 Tax Return Information

Refer to the parent's 2022 tax return to answer the following questions.
Convert all currency to U.S. dollars.

Did the parent receive the Earned Income Tax Credit (EITC)?

Yes No

Don't know

Amount of College Grants, Scholarships, or AmeriCorps Benefits Reported as Income to the IRS (optional)

The parent paid taxes on these grants, scholarships, or benefits. These usually apply to those renewing their FAFSA® form, not to first-time applicants.

\$ 0 .00

Foreign Earned Income Exclusion

\$ 0 .00

Previous Continue

Dependent Student's Parent Assets

The parent is asked about their assets.
The parent enters a response in each entry field.

FAFSA FORM 2024-25 Parent of Raya Tran Save FAFSA Menu

Demographics 2 Financials 3 Signature

Annual Child Support Received
Enter total amount received in child support for the last complete calendar year.

\$ 0 .00

Parent Assets

Current Total of Cash, Savings, and Checking Accounts
Don't include student financial aid

\$ 10,000 .00

Current Net Worth of Businesses and Investment Farms
Enter the net worth of your businesses or for-profit agricultural operations. Net worth is the value of your businesses or farms minus any debts owed against them.

\$ 0 .00

Current Net Worth of Investments, Including Real Estate
Don't include the home you live in. Net worth is the value of your investments minus any debts owed against them.

\$ 5,000 .00

Previous Continue

Dependent Student's Other Parent Information


The parent is asked to provide information about their spouse or partner.

FAFSA[®] FORM 2024-25 Parent of Raya Tran Save FAFSA Menu

Demographics 2 Financials 3 Signature

Other Parent's Information

Enter the following information about the other parent.

 Other Parent

First Name
Travis

Last Name
Tran

Date of Birth
Month Day Year
02 01 1970

Social Security Number (SSN)
***** Show

Email Address
travistran@gmail.com

Confirm Email Address
travistran@gmail.com

Previous Continue

Dependent Student's Parent Review Page

The review page displays the responses that the parent has provided in the FAFSA® form. In this scenario, the parent can only view responses within the parent section of the student's FAFSA form. The parent can view all their responses by selecting "Expand All" or expand each section individually. To edit a response, the parent can select the question's hyperlink to be taken to the corresponding page.

The screenshot shows the FAFSA Parent Review Page for the 2024-25 form year. The user is identified as the "Parent of Raya Tran". The page features a header with the FAFSA logo, the form year, and the user's name. A "Save" button and a "FAFSA Menu" icon are also present. The main content area is titled "Take a moment to review before signing" and includes a message: "Expand the sections below to review and edit the information you've entered before you sign your portion of the form." Below this, there is a list of "Parent Contributor Sections" with an "Expand All" button. The sections listed are: "Introduction Personal Identifiers", "Section 1 Demographics", "Section 2 Financials", and "Section 3 Signature". Each section has a green checkmark icon and a downward arrow icon. At the bottom of the page, there are "Previous" and "Continue" buttons.

Dependent Student's Parent Signature

On this page, the parent acknowledges the terms and conditions of the FAFSA® form and signs their section. Since all required sections are complete, the parent can both sign and submit the student's FAFSA form.

The screenshot shows the FAFSA 2024-25 interface for a parent of Raya Tran. The progress bar indicates that the Demographics and Financials sections are complete, and the parent is currently on the Signature section. The page title is "Sign and Complete Your Section". A green box contains a "Summary" section with the following text: "This page confirms that you understand the terms and conditions of the FAFSA® form and filled out the form accurately to the best of your ability. The FAFSA form is a legal document you will electronically sign with your account username and password (FSA ID). Because your FSA ID is associated with your personal information, do not share it with anyone." Below this, there is a paragraph stating: "By signing the student's application electronically using your account username and password, YOU, THE PARENT, certify that all of the information you provided is true and complete to the best of your knowledge and you agree, if asked, to provide" followed by a bulleted list: "• information that will verify the accuracy of your completed form, and" and "• U.S. or foreign income tax forms that you filed or are required to file." Another paragraph states: "You also certify that you understand that the Secretary of Education has the authority to verify information reported on your application." A third paragraph states: "If you sign this application or any document related to the federal student aid programs electronically using a username and password, and/or any other credential, you certify that you are the person identified by the username and password, and/or any other credential and have not disclosed that username and password, and/or any other credential to anyone else. If you purposefully give false or misleading information, including applying as an independent student without meeting the unusual circumstances required to qualify for such a status, you may be subject to criminal penalties under 20 U.S.C. 1097, which may include a fine up to \$20,000, imprisonment, or both." At the bottom, there is a section titled "Sign for yourself and submit the application for Raya Tran (Student)." with a checkbox that is checked and labeled "I, Alcina Tran, agree to the terms outlined above." There are "Cancel" and "Sign and Submit" buttons at the bottom of the page.

Dependent Student FAFSA® Confirmation

Upon submitting the student's FAFSA® form, the parent is presented an abbreviated confirmation page. This page displays information about tracking the student's FAFSA form and next steps. The student will receive an email with the full, detailed confirmation. With the student and parent sections completed and signed, the FAFSA form is now considered complete and submitted for processing.

FAFSA FORM 2024-25 Parent of Raya Tran Save FAFSA Menu

Congratulations,
the FAFSA® Form Is Complete!

Raya Tran
Completion Date
10/12/2024

What Happens Next

- Email sent**
Confirm that the student received an email version of this page.
- The Student Will Receive Notification of Processing**
In one to three days, the student will receive a notification by email that their FAFSA form was processed and sent to the student's schools.
- The Student Will Receive School Communications**
We use the information collected on the student's FAFSA form to calculate their Student Aid Index (SAI). The SAI lets schools determine how much aid the student is eligible to receive. Schools will reach out to the student if they need more information. They will also contact the student with financial aid offers. Once received, the student can contact their financial aid offices directly to ask questions about their student aid packages.

Track and Manage the Student's FAFSA® Form [View Status](#)

You can check the status of the student's application in the "My Activity" section of your StudentAid.gov account. We will let you know if we need anything more from you.